

## Product Data Sheet

### SERGEANT SAFETY FINGERPRINT KIT

*Value Priced*

The "Sergeant Safety" Child ID Fingerprint Kit provides comprehensive safety information that adults can keep on hand for emergencies. The unique fingerprinting ink strip simply peels apart so that a child's fingerprints can be recorded, by you, at home!

Featuring Sergeant Safety Character Complete Kit Includes:

1. Space for a recent photograph
2. 1" x 5" non-toxic fingerprinting ink strip
3. Instructions on fingerprinting technique
4. Child ID Fingerprinting Chart (all ten fingers)
5. Personal Characteristics information
6. Child Safety Tips

#### PRICING:

- ✓ 39¢ each
- ✓ Custom Designs, call for Quote
- ✓ Minimum order is 200 pieces.
- ✓ Discounts available for Quantities over 25,000 kits please call.

#### Manufacturer's Direct Wholesale pricing

We are the low cost provider of products in the Child ID Fingerprint Industry. We can offer you our Guaranteed Lowest prices on Child ID fingerprint products.

**Child Safety Information**

☛ Keep a telephone in reach of children. Teach them to dial "0" for the operator or dial 911 and ask for the police.


☛ Make sure children know their full name, street address, city, state and phone number with area code.

☛ Teach children to be cautious and not to trust strangers. Tell them never to take a ride from strangers or get close to a stranger's car.

☛ Teach children never to open the door to let strangers into the home.

☛ Tell children not to be afraid of police officers and to look for them if they are separated or lost.

**FOLLOW THESE MIBRIANT TIPS.**



**KEEP THIS BOOKLET IN A SAFE, EASILY ACCESSIBLE PLACE.**

Keep This Record in a Safe, Easily Accessible Location.

If your child is missing, take this booklet immediately to the local police department. Report as many details as you can, including the time and place the child was last seen and the exact clothing the child was wearing.

For more information contact your local police department.


Telephone Number \_\_\_\_\_

**LOOK INSIDE FOR SAFETY TIPS AND FINGERPRINTING HELP.**

**PHOTO (update yearly)**

Last Name \_\_\_\_\_  
 First Name \_\_\_\_\_  
 Middle Name \_\_\_\_\_  
 Date of Birth \_\_\_\_\_  
 Sex \_\_\_\_\_ Race \_\_\_\_\_ Height \_\_\_\_\_  
 Weight \_\_\_\_\_ Blood Type \_\_\_\_\_  
 Eye Color \_\_\_\_\_ Hair Color \_\_\_\_\_

**MAKE CLEAR PRINTS**




Distributed by Mellen Marketing Associates, Inc. 781-585-9184  
 Assembled with Pride by RTR, Inc.  
 © Printed on recycled paper.

**SERGEANT SAFETY® Child Fingerprint Chart**

R. THUMB	R. INDEX	R. MIDDLE	R. RING	R. LITTLE
L. THUMB	L. INDEX	L. MIDDLE	L. RING	L. LITTLE

**To Fingerprint**  
 Practice on sheet of paper before applying fingerprints to this booklet. Fingerprints are acceptable for identification when the center of the fingerprint is clear and unsmudged. Avoid a smeared print, do not roll finger.

1. Peel away fingerprint strip at tab into two sections.
2. Place strips on a flat surface, ink side up.
3. Hold child's finger rigid, place lightly on ink strip, then press finger lightly over proper chart location.
4. Clean up with soap and water.



**SO SAFE I CAN DO IT AT HOME!**

**Good Print Poor Print**


Outside



Inside



**Tabbed for easy open**



**Non-Toxic Ink**

**Actual Size 1" X 5"**

